



ACOUSTIC PLASTER FACED BEAD DOOR BEAD FRAME UNI/CTBB/dB/HDG



Our acoustic access panels were independently tested by the Acoustic Testing Laboratory at The University of Salford and are for use in environments that require sound containment such as concert halls, schools, libraries and hotels.

If your sound engineer wishes to make acoustic calculations based on your requirements we can provide you with sound reduction index figures upon request.



Acoustic Rated
Superior airborne
sound reduction



Maximum Protection
Fully Polyester Powder
Coated

A 300x300mm Ceildoor Acoustic access panel achieves an airborne sound reduction value of 31dB under test conditions, but when installed into a 5x3m Rw50 rated ceiling or wall construction will achieve a combined value of Rw50.

Composition

- Frame** ▶ 1mm zintec welded construction
- Door** ▶ 1mm zintec folded all sides for rigid door shell
- Coating** ▶ Fully Polyester Powder Coated
RAL9010 Matt White
Other colours available
- Lock** ▶ Budget Lock as standard
Anti-Tamper also available
- Other** ▶ Acoustic Plasterboard, High Density Gasket Seals

Building Regulations

- Part L** ▶ **Thermal Resistance**
BS EN ISO 10077-1:2006
by Exova Warringtonapt
- Part E** ▶ **Airborne Sound Insulation**
BS EN ISO 140-3:1995 / BS EN 717-1:1997
by University of Salford Acoustic Testing Lab

Installer must follow guidelines set by the wall or ceiling manufacturer to ensure the correct properties are achieved for the environment. All tests have been conducted by independent UKAS accredited testing centres, further details available upon request.

DISCLAIMER All suggestions on the use of our products within this document are made in good faith and without guarantee since the conditions of use are beyond the control of Ceildoor Products Limited. It is the installer's responsibility that: our products are installed according to the ceiling or wall manufacturer's recommendations related to access hatches; and are fit for its intended purpose before it is installed. We do not accept any liability for any loss, damage or claims arising from faulty or defective installation or the improper use of our goods. Ceildoor Products Limited pursue a policy of continuous product development and reserves the right to amend specifications without prior notice, please quote the issue number of this document to ensure the correct model of access panel is being specified.

ACOUSTIC PLASTER FACED BEAD DOOR BEAD FRAME UNI/CTBB/dB/HDG

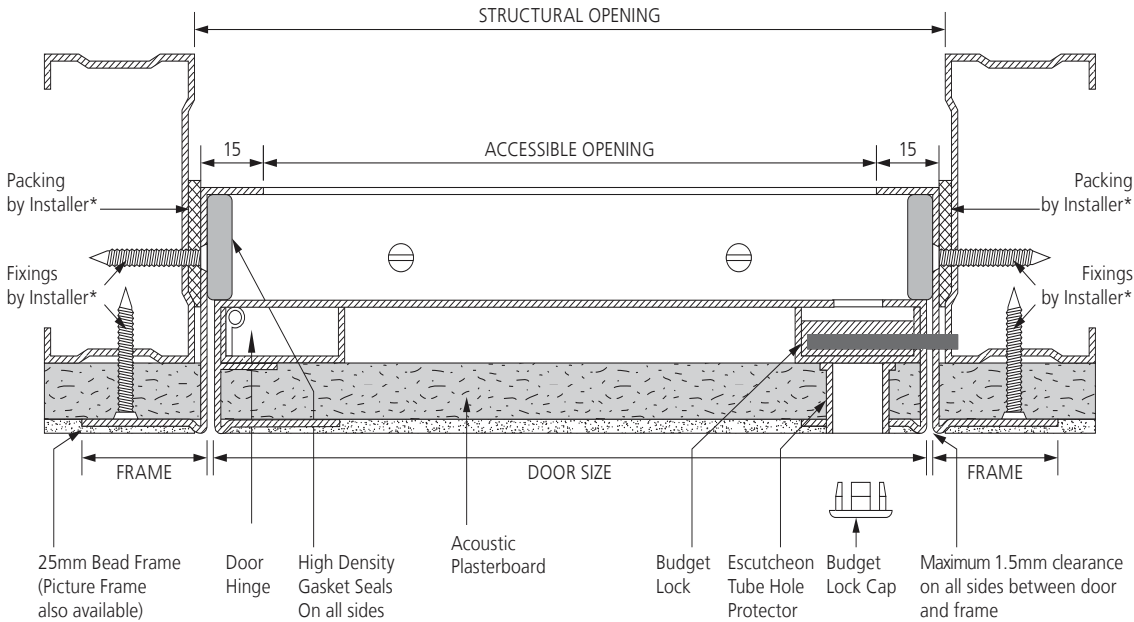
Access Panel in Plasterboard Studwall Environment

Fitting Guidelines

To calculate a sufficient opening for the frame, we recommend adding 10mm to the door size supplied. Alternatively when ordering an access panel to suit an opening, take away 10mm from your opening dimension to calculate a door size.

Frame should be screw fixed into the wall or ceiling opening using fixing holes located on the sides of the frame.

It is recommended that sufficient independent bracing and support is obtained to ensure safe opening and closing of the access hatch within its environment.



LEGEND: Plaster skim Acoustic Plasterboard

PLEASE NOTE: Drawing not to scale, reference purposes only. Components shown with an asterisk (*) are suggestions only. Always refer to guidance provided by your wall or ceiling manufacturer.

Standard Shape and Sizes

Below is our range of sizes we manufacture as standard. Or use our bespoke manufacturing service for any other size or shape. Simply contact us with further details of your specification.

Door Size (mm)	Door Type	Structural Opening (mm)	Accessible Opening (mm)
200 x 200	Single	210 x 210	170 x 170
300 x 300	Single	310 x 310	270 x 270
450 x 450	Single	460 x 460	420 x 420
600 x 600	Single	610 x 610	570 x 570
600 x 300	Single	610 x 310	570 x 270
900 x 600	Single	910 x 610	870 x 570
1200 x 600	Single	1210 x 610	1170 x 570

Extra Protection Against Moisture and Corrosion

All Ceildoor metal access panels and hatches are fully powder-coated white RAL 9010 in matt polyester paint. Even though the majority of access panels in the industry are used internally, Ceildoor ensures all our products are coated in full polyester powder which is normally recommended for general exterior situations, where good weathering resistance is required against high levels of atmospheric moisture or in particularly aggressive atmospheres.

Security and Safety

It is extremely important to close and lock the access panel or hatch immediately after use. Failure to do so will affect and impair the performance of the environment where it has been installed in the event of fire.