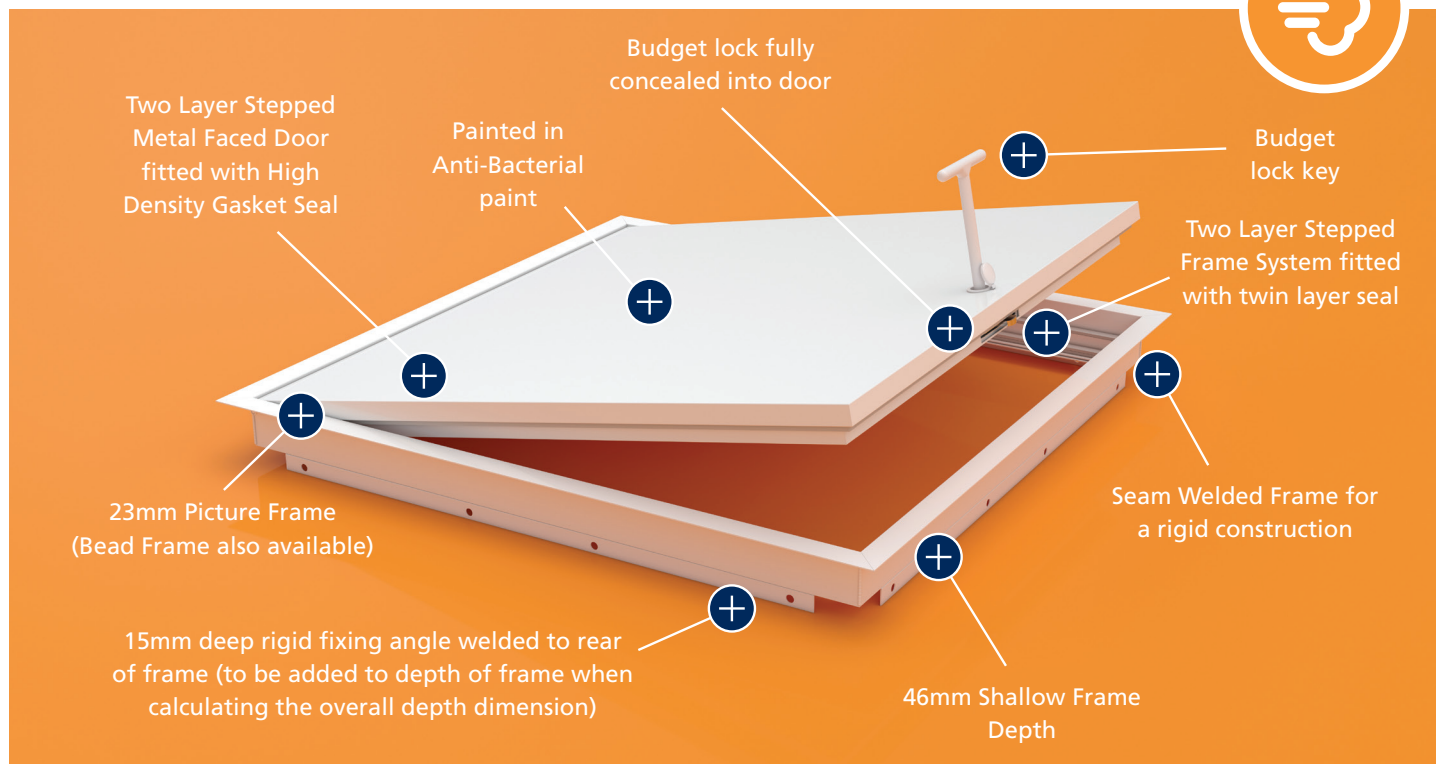


AIR-TIGHT METAL FACED PICTURE FRAME CTMP/AS



Our Air Sealed Access Panels feature a combined high-density gasket sealing system to create a barrier against moisture, dust and air.



Air Sealed

Tough barrier against moisture, dust and air



Maximum Protection

Fully Polyester Powder Coating

Independently tested by Bodycote Warrington for its features - our air sealed Access Panels have gone on to be specified by architects for use in hospital clean rooms and other medical environments.

Anti-bacterial paint is proven to reduce bacterial growth by disrupting their cellular function and ability to survive. It does this without being harmful to humans, or affecting the aesthetics or performance of the Access Panel. Test results with E Coli and MRSA demonstrated that bacteria levels were reduced to below the limit of detection within 24 hours.

Coated as standard with a long-lasting anti-bacterial silver ion infused powder coating to all exposed surfaces of the Access Panel.

Composition

- Frame** ▶ 1mm zintec welded construction
- Door** ▶ 1mm zintec folded all sides for rigid door shell
- Coating** ▶ Fully Polyester anti-bacterial silver ion infused powder coating RAL9010 Matt White.
- Lock** ▶ Budget Lock
- Other** ▶ High Density Gasket Seals
- Depth** ▶ Frame Depth: 46mm (Plus 15mm Fixing angles)
 Door Depth: 39mm

Building Regulations

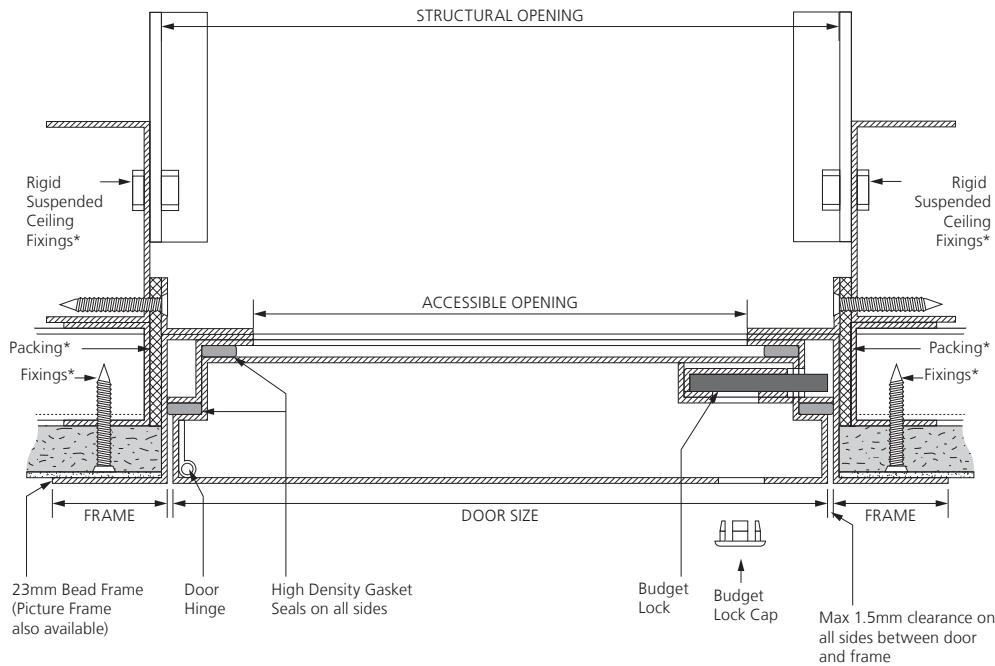
- Part L** ▶ **Thermal Resistance**
 BS EN ISO 10077-1:2006
 Tested by Exova Warringtonapt
- Part F & Part L** ▶ **Air Permeability**
 BS EN 1026:2000
 Achieving required performance of Class 3
 Tested by Bodycote Warrington

Installer must follow guidelines set by the wall or ceiling manufacturer to ensure the correct properties are achieved for the environment. All tests have been conducted by independent UKAS accredited testing centres, further details available upon request.

DISCLAIMER All suggestions on the use of our products within this document are made in good faith and without guarantee since the conditions of use are beyond the control of Ceildoor Products Limited. It is the installer's responsibility that: our products are installed according to the ceiling or wall manufacturer's recommendations related to access hatches; and are fit for its intended purpose before it is installed. We do not accept any liability for any loss, damage or claims arising from faulty or defective installation or the improper use of our goods. Ceildoor Products Limited pursue a policy of continuous product development and reserves the right to amend specifications without prior notice, please quote the issue number of this document to ensure the correct model of Access Panel is being specified.

AIR-TIGHT METAL FACED PICTURE FRAME CTMP/AS

Ceiling Environment



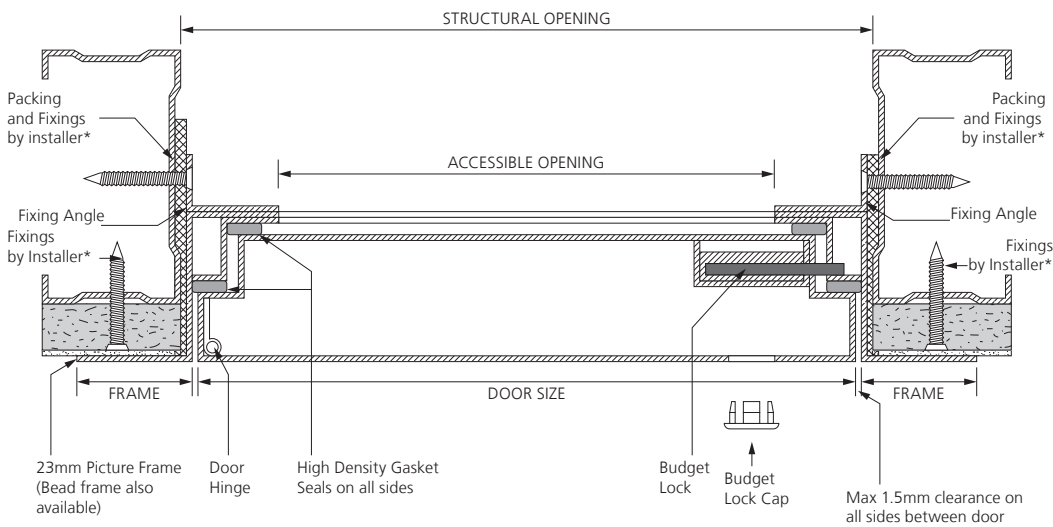
Fitting Guidelines

To calculate a sufficient opening for the frame, we recommend adding 10mm to the door size supplied. Alternatively when ordering an Access Panel to suit an opening, take away 10mm from your opening dimension to calculate a door size.

Frame should be screw fixed into the wall or ceiling opening using fixing holes located on the sides of the frame.

It is recommended that sufficient independent bracing and support is obtained to ensure safe opening and closing of the access hatch within its environment.



Wall Environment



Please Note:

Drawing not to scale, reference purposes only. Components shown with an asterisk (*) are suggestions only. Always refer to guidance provided by your wall or ceiling manufacturer.

Legend

-  Plaster skim
-  Plasterboard

Standard Shape and Sizes

Below is our range of sizes we manufacture as standard. Or use our bespoke manufacturing service for any other size or shape. Simply contact us with further details of your specification.

Door Size (mm)	Door Type	Structural Opening (mm)	Accessible Opening (mm)
300 x 300	Single	310 x 310	249 x 249
450 x 450	Single	460 x 460	399 x 399
600 x 600	Single	610 x 610	549 x 549

Bespoke sizes also available up to 1000 x 1000mm

Extra Protection Against Moisture and Corrosion

All Ceildoor metal Access Panels and hatches are fully powder-coated white RAL 9010 in matt polyester paint. Even though the majority of Access Panels in the industry are used internally, Ceildoor ensures all our products are coated in full polyester powder which is normally recommended for general exterior situations, where good weathering resistance is required against high levels of atmospheric moisture or in particularly aggressive atmospheres.

Security and Safety

It is extremely important to close and lock the Access Panel or hatch immediately after use. Failure to do so will affect and impair the performance of the environment where it has been installed in the event of fire.