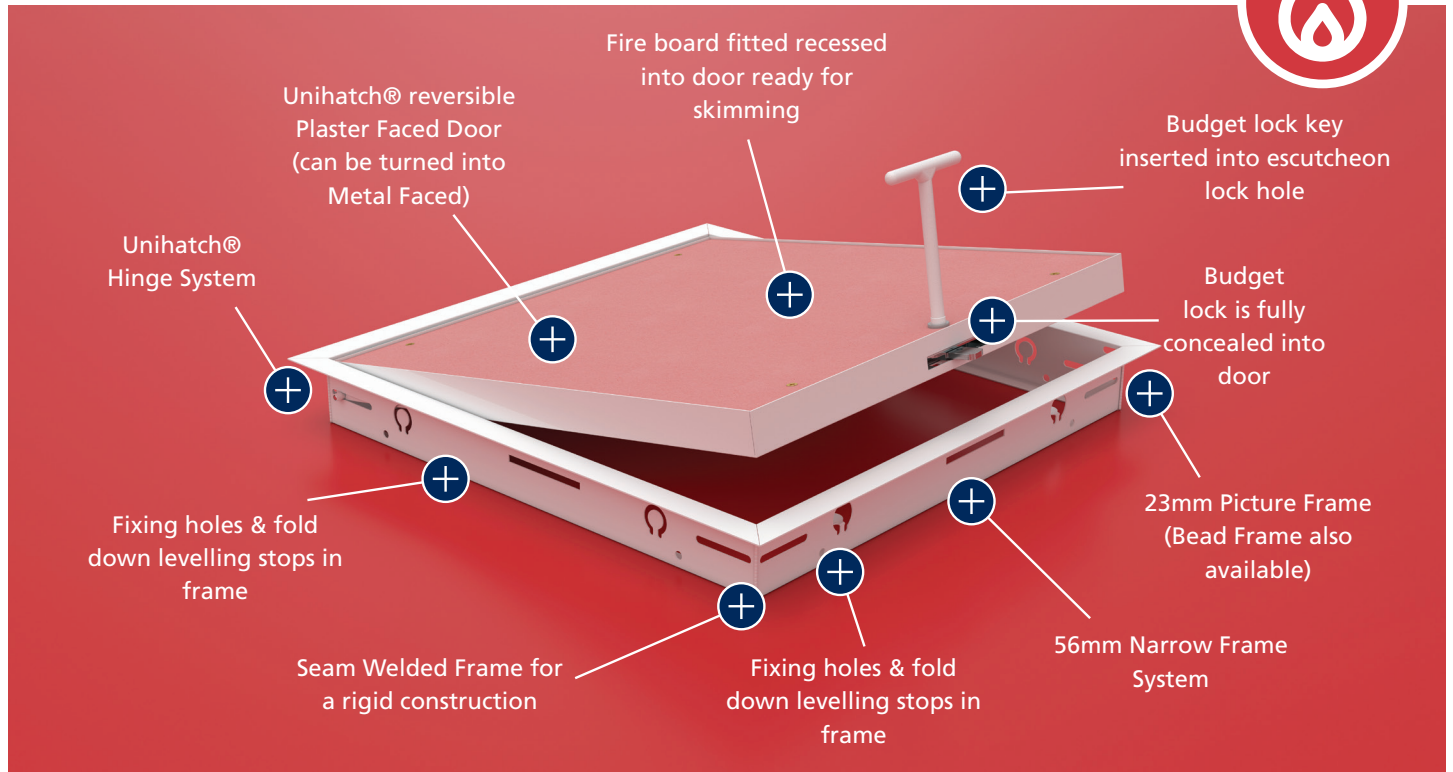


1HR FIRE RATED PLASTER FACED PICTURE FRAME UNI/CTPP/FR



Our 1 Hour Fire Rated Access Panels are designed for use in environments that need fire resistance. Independently tested by Exova Warringtonfire - for up to 60 minutes integrity performance.

It also includes flexible Unihatch features with adjustable hinges to reorientate the door to different sides of the frame and a reversible door for a metal face or plaster face*.

*Excluding 600mm x 600mm



1 Hour Fire Rated
 Up to 60 minutes integrity performance



Reversible Door
 All-in-one metal or plaster face option



Maximum Protection
 Fully Polyester Powder Coated



Flexible Opening
 Hinge door from any side of the frame

Composition

- Frame** ▶ 1mm zintec welded construction
- Door** ▶ 1mm zintec folded all sides for rigid door shell
- Coating** ▶ Fully Polyester Powder Coated RAL9010 Matt White
Other colours available
- Lock** ▶ Budget Lock as standard
Other locks available: tamper proof, key retaining, 3 way lock etc.
- Other** ▶ Fireline Plasterboard
- Depth** ▶ Frame Depth: 56mm - Door Depth: 32mm

Building Regulations

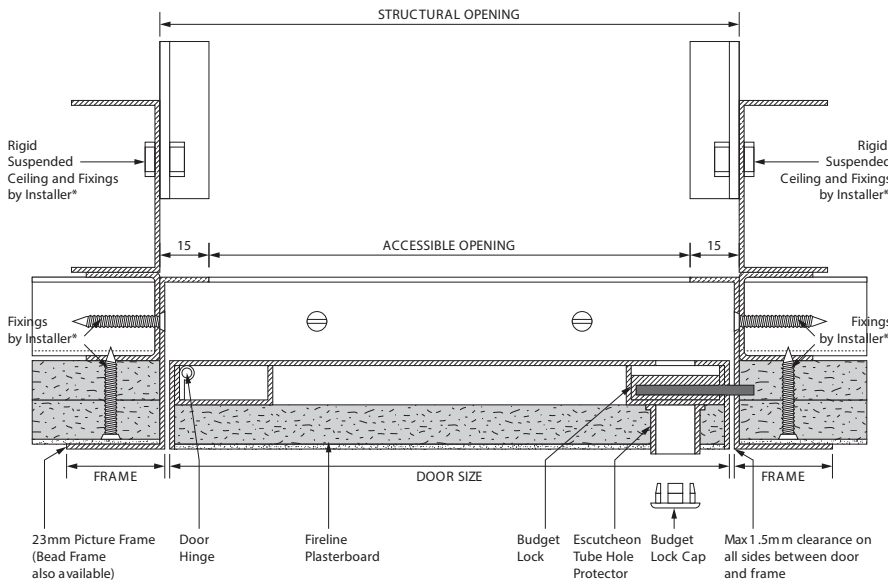
- Part L** ▶ **Thermal Resistance**
BS EN ISO 10077-1:2006
by Exova Warringtonapt
- Part J** ▶ **Fire Resistance**
BS 476: Part 22: 1987
by Exova Warringtonfire

Installer must follow guidelines set by the wall or ceiling manufacturer to ensure the correct properties are achieved for the environment. All tests have been conducted by independent UKAS accredited testing centres, further details available upon request.

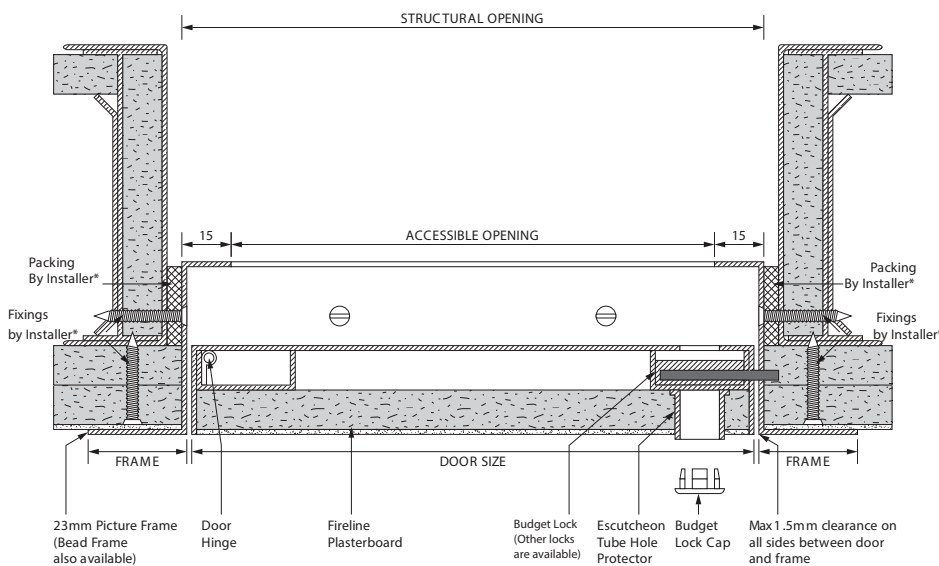
DISCLAIMER All suggestions on the use of our products within this document are made in good faith and without guarantee since the conditions of use are beyond the control of Ceildoor Products Limited. It is the installer's responsibility that: our products are installed according to the ceiling or wall manufacturer's recommendations related to access hatches; and are fit for its intended purpose before it is installed. We do not accept any liability for any loss, damage or claims arising from faulty or defective installation or the improper use of our goods. Ceildoor Products Limited pursue a policy of continuous product development and reserves the right to amend specifications without prior notice, please quote the issue number of this document to ensure the correct model of Access Panel is being specified.

1HR FIRE RATED PLASTER FACED PICTURE FRAME - UNI/CTPP/FR

Ceiling Environment



Wall Environment



Fitting Guidelines

To calculate a sufficient opening for the frame, we recommend adding 10mm to the door size supplied. Alternatively when ordering an Access Panel to suit an opening, take away 10mm from your opening dimension to calculate a door size.


Frame should be screw fixed into the wall or ceiling opening using fixing holes located on the sides of the frame.

It is recommended that sufficient independent bracing and support is obtained to ensure safe opening and closing of the access hatch within its environment.

Please Note:

Drawing not to scale, reference purposes only. Components shown with an asterisk (*) are suggestions only. Always refer to guidance provided by your wall or ceiling manufacturer.

Legend

-  Plaster skim
-  Fireboard

Standard Shape and Sizes

Below is our range of sizes we manufacture as standard. Or use our bespoke manufacturing service for any other size or shape. Simply contact us with further details of your specification.

Door Size (mm)	Door Type	Structural Opening (mm)	Accessible Opening (mm)
150 x 150	Single	160 x 160	120 x 120
200 x 200	Single	210 x 210	170 x 170
300 x 300	Single	310 x 310	270 x 270
450 x 450	Single	460 x 460	420 x 420
550 x 550	Single	560 x 560	520 x 520
600 x 600	Single	610 x 610	570 x 570
600 x 300	Single	610 x 310	570 x 270
900 x 600	Single	910 x 610	870 x 570
1200 x 600	Single	1210 x 610	1170 x 570

Extra Protection Against Moisture and Corrosion

All Ceildoor metal Access Panels and hatches are fully powder-coated white RAL 9010 in matt polyester paint. Even though the majority of Access Panels in the industry are used internally, Ceildoor ensures all our products are coated in full polyester powder which is normally recommended for general exterior situations, where good weathering resistance is required against high levels of atmospheric moisture or in particularly aggressive atmospheres.

Security and Safety

It is extremely important to close and lock the Access Panel or hatch immediately after use. Failure to do so will affect and impair the performance of the environment where it has been installed in the event of fire.

Fire Performance

This product has been designed to comply with fire resistance in accordance to BS 476 Part 22. The fire reports to substantiate this are available upon request. The sectional details above are guidelines on how the product should be installed into the fire rated application. It will match the assessed or tested construction. All of the structural components in this product and recommended methods of fixing are non-combustible.

Criteria

It is assumed that the access hatch will be installed within a supporting wall construction that has been previously tested and has shown it to be capable of satisfying the integrity performance criteria of BS 476: Part-22:1987, clause for a period of up to 60 minutes. Alternatively, the access hatch may be installed within a plasterboard ceiling that has been previously tested and shown to be capable of satisfying the integrity performance criteria of the relevant British Standard, for up to 60 minutes. For further information contact our technical department. We recommend this product is installed by a member of a recognised third party certification scheme for the installation of fire protection products and systems, such as FIRAS.