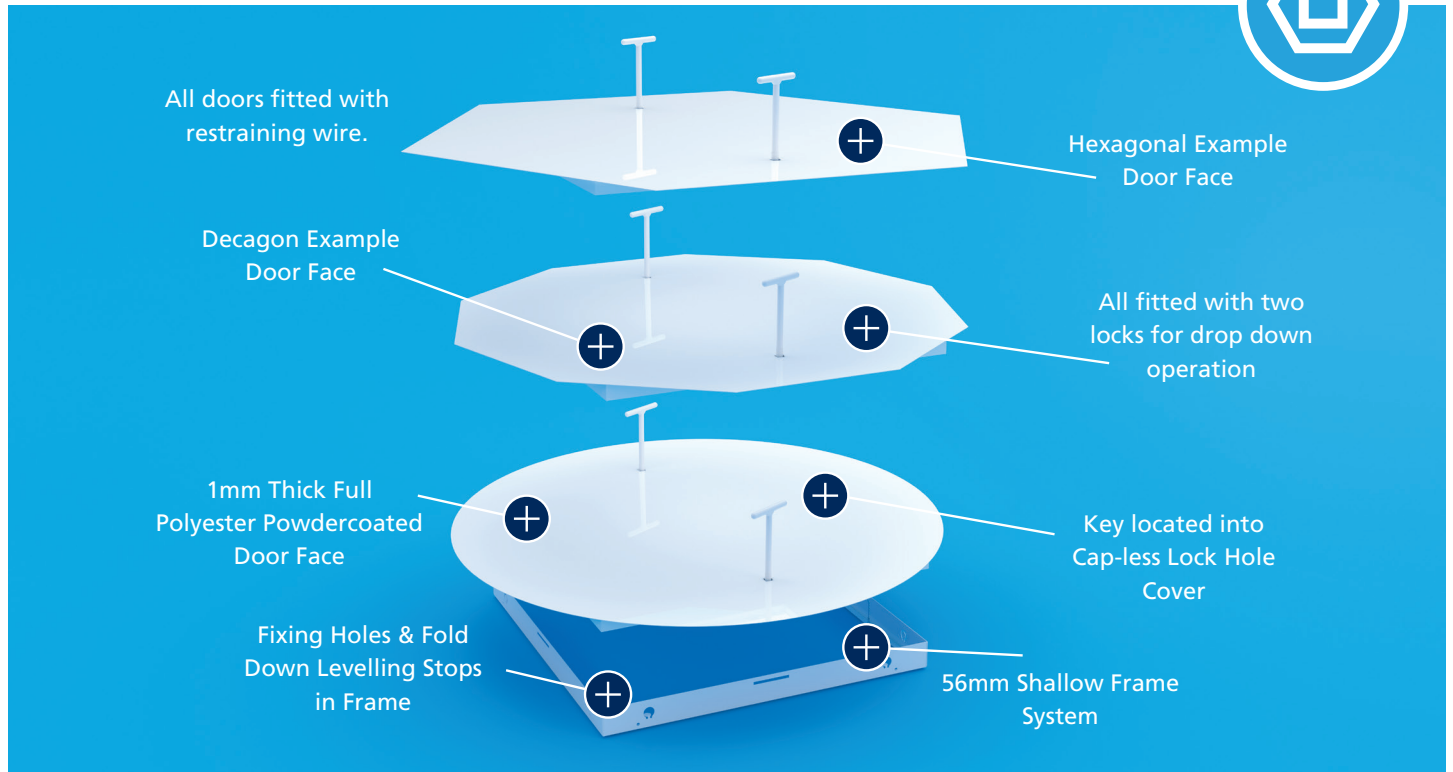


ILLUSION THE SHAPE OF THINGS TO COME



Our Illusion Access Panel has been designed to accommodate customers who are looking for special sized face shapes such as round or Hexagonal to suit their aesthetic design requirements.



Non Fire Rated
 Simple yet flexible
 Unihatch design



Maximum Protection
 Fully Polyester Powder
 Coated

In our industry circular Access Panels have been available for some time, however, due to expensive tooling restrictions the industry have historically just offered sizes such as 300mm, 450mm and 600mm diameters.

Composition

- Frame** ▶ 1mm zintec welded construction
- Door** ▶ 1mm zintec folded all sides for rigid door shell
- Coating** ▶ Fully Polyester Powder Coated
RAL9010 Matt White
Other colours available
- Lock** ▶ Budget Lock as standard
Other locks available: tamper proof, key retaining, touch latch, 3 way lock, Europrofile ready etc.
- Depth** ▶ Frame Depth: 56mm - Door Depth: 32mm

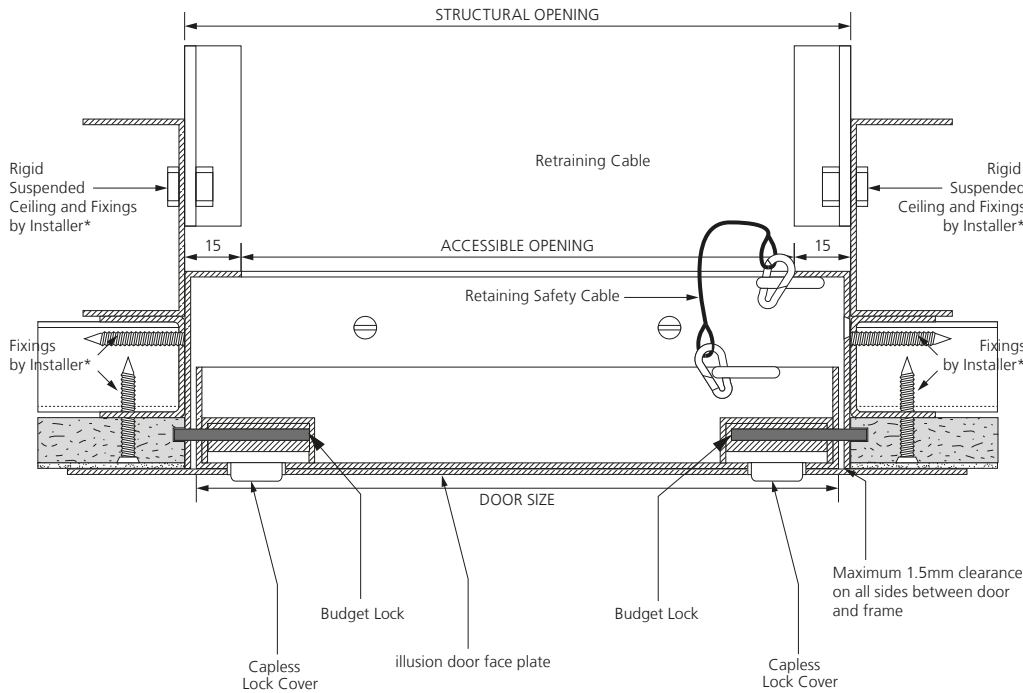
Building Regulations

- Part L** ▶ **Thermal Resistance**
BS EN ISO 10077-1:2006
by Exova Warrington

Installer must follow guidelines set by the wall or ceiling manufacturer to ensure the correct properties are achieved for the environment. All tests have been conducted by independent UKAS accredited testing centres, further details available upon request.

DISCLAIMER All suggestions on the use of our products within this document are made in good faith and without guarantee since the conditions of use are beyond the control of Ceildoor Products Limited. It is the installer's responsibility that: our products are installed according to the ceiling or wall manufacturer's recommendations related to access hatches; and are fit for its intended purpose before it is installed. We do not accept any liability for any loss, damage or claims arising from faulty or defective installation or the improper use of our goods. Ceildoor Products Limited pursue a policy of continuous product development and reserves the right to amend specifications without prior notice, please quote the issue number of this document to ensure the correct model of Access Panel is being specified.

Ceiling Environment



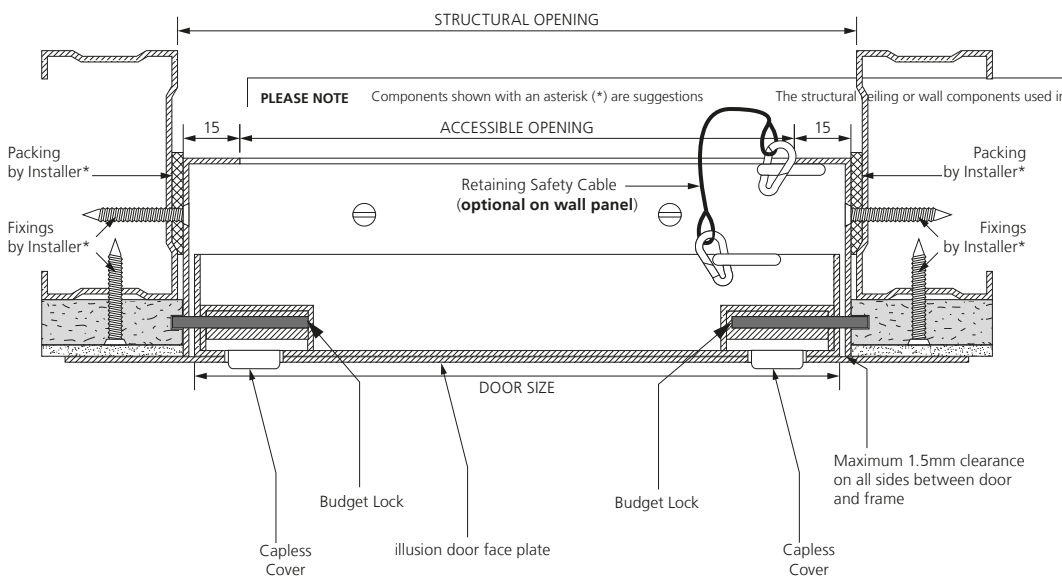
Fitting Guidelines

To calculate a sufficient opening for the frame, we recommend adding 10mm to the door size supplied. Alternatively when ordering an Access Panel to suit an opening, take away 10mm from your opening dimension to calculate a door size.

Frame should be screw fixed into the wall or ceiling opening using fixing holes located on the sides of the frame.

It is recommended that sufficient independent bracing and support is obtained to ensure safe opening and closing of the access hatch within its environment.



Wall Environment



Please Note:

Drawing not to scale, reference purposes only. Components shown with an asterisk (*) are suggestions only. Always refer to guidance provided by your wall or ceiling manufacturer.

Legend

-  Plaster skim
-  Plasterboard

Standard Shape and Sizes

Below is our range of sizes we manufacture as standard. Or use our bespoke manufacturing service for any other size or shape. Simply contact us with further details of your specification.

Example Face Diameter (mm)	Square Frame Size (mm)	Structural Opening (mm)
500	345 x 345	350 x 350
700	545 x 545	550 x 550
750	595 x 595	600 x 600
800	645 x 645	650 x 650
850	695 x 695	700 x 700
900	745 x 745	750 x 750
950	795 x 795	800 x 800
1000	845 x 845	850 x 850

Extra Protection Against Moisture and Corrosion

All Ceildoor metal Access Panels and hatches are fully powder-coated white RAL 9010 in matt polyester paint. Even though the majority of Access Panels in the industry are used internally, Ceildoor ensures all our products are coated in full polyester powder which is normally recommended for general exterior situations, where good weathering resistance is required against high levels of atmospheric moisture or in particularly aggressive atmospheres.

Security and Safety

It is extremely important to close and lock the Access Panel or hatch immediately after use. Failure to do so will affect and impair the performance of the environment where it has been installed in the event of fire.